

Unconventional Oil & Gas

Demystifying Fracking and Understanding Global Opportunities

September 2014

THIS MATERIAL MAY ONLY BE PROVIDED TO YOU BY VAN ECK GLOBAL AND IS FOR YOUR PERSONAL USE ONLY AND MUST NOT BE PASSED ON TO THIRD PARTIES WITHOUT THE PRIOR EXPRESS WRITTEN CONSENT OF VAN ECK GLOBAL. IF YOU HAVE NOT RECEIVED THIS MATERIAL FROM VAN ECK GLOBAL, YOU ARE HEREBY NOTIFIED THAT YOU HAVE RECEIVED IT FROM A NON-AUTHORIZED SOURCE THAT DID NOT ACT ON BEHALF OF VAN ECK GLOBAL AND THAT ANY REVIEW, USE, DISSEMINATION, DISCLOSURE OR COPYING OF THIS MATERIAL IS STRICTLY PROHIBITED.

Information contained in this presentation is for information purposes only and should not be construed as an offer or solicitation for the purchase or sale of any financial instrument, product or service sponsored by Van Eck Global or its affiliates. This material does not constitute an offer to sell or solicitation to buy any security, including shares of any fund. An offer or solicitation will be made only through the fund's official offering document and will be subject to the terms and conditions contained therein.

Please note that the information herein represents the opinion of the portfolio manager and these opinions may change at any time and from time to time and portfolio managers of other investment strategies may take an opposite opinion than those stated herein. Not intended to be a forecast of future events, a guarantee of future results or investment advice. Current market conditions may not continue.

The information herein reflects prevailing market conditions and our judgments as of the date of this document, which are subject to change. In preparing this document, we have relied upon and assumed, without independent verification, the accuracy and completeness of all information available from public sources. Opinions and estimates may be changed without notice and involve a number of assumptions which may not prove valid. There is no guarantee that any forecasts or opinions in this material will be realized. Past performance is not a guarantee or a reliable indicator of future results. All investments contain risk and may lose value. This information should not be construed as investment advice. This information should not be construed as sales or marketing material or an offer or solicitation for the purchase or sale of any financial instrument, product or service sponsored by Van Eck Associates Corporation or its affiliates. © 2014, Van Eck Global

No part of this material may be reproduced in any form, or referred to in any other publication, without express written permission of Van Eck Global.

Van Eck Global 335 Madison Avenue, New York, NY 10017 www.vaneck.com 800.826.2333




Demystifying Fracking & Understanding Global Opportunities

- Unconventional oil and gas extraction from shale via horizontal drilling and fracturing (often referred to as “fracking”), though in existence for some time in some form or another, has only recently been explored in depth in the U.S. and has experienced significant advancements via the evolution of drilling technology
- While unconventional oil has been transformational for the U.S., we believe we are still primarily in the “discovery and delineation” stage of unconventional oil resources
- As the U.S. enters the “exploitation phase”, companies may continue to improve and capitalize upon drilling efficiencies, adding value and potentially contributing, perhaps significantly and over longer periods, to global production and reserves
- Unconventional oil reserves are not unique to the U.S.; many other countries have substantial potential
- **When taken to its logical conclusion, unconventional oil and gas production has significant implications with respect to the global energy supply, though challenges still remain**

Stepping Back – How is Oil & Gas Formed?


- Over millions of years, heat and pressure formed by the layering of sediment and rock have turned the remains of ancient marine organisms into oil and gas which are now “trapped” in these layers miles below the earth’s surface



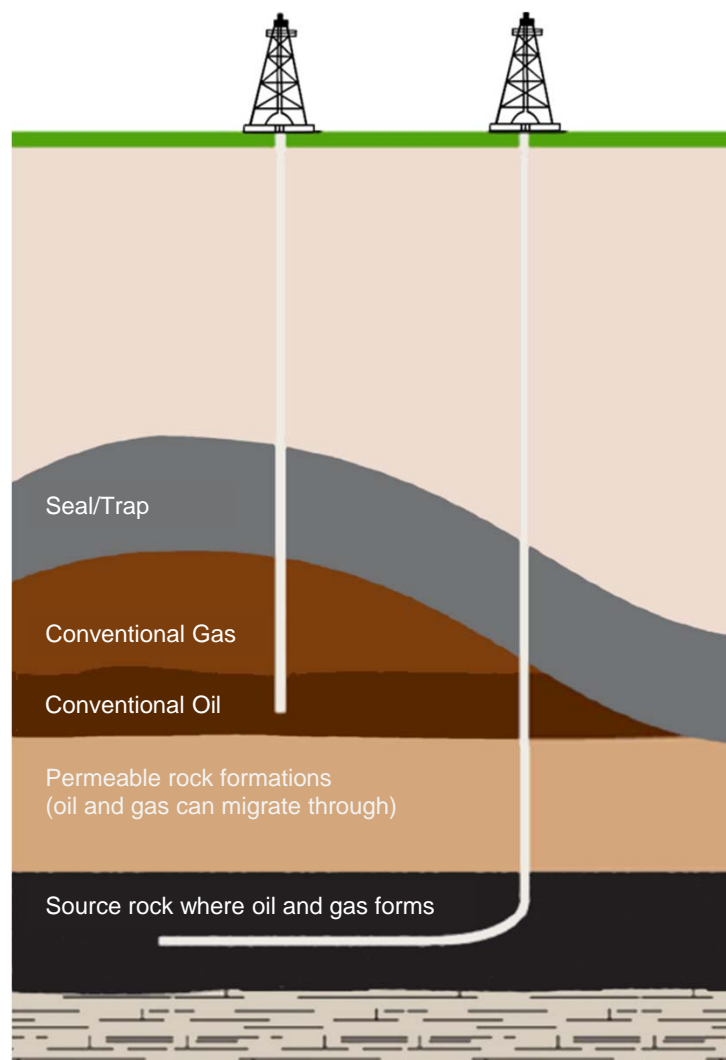
Source: www.need-media.smugmug.com; Data as of September 2014.

Conventional vs. Unconventional Oil: A Primer


CONVENTIONAL



- High permeability
- Fracking: minimal
- Principal evaluations:
 - Trap
 - Seal
 - Source
 - Reservoir
 - Migration
 - Timing
- Primary risk: geologic
- Access: vertical wells



UNCONVENTIONAL

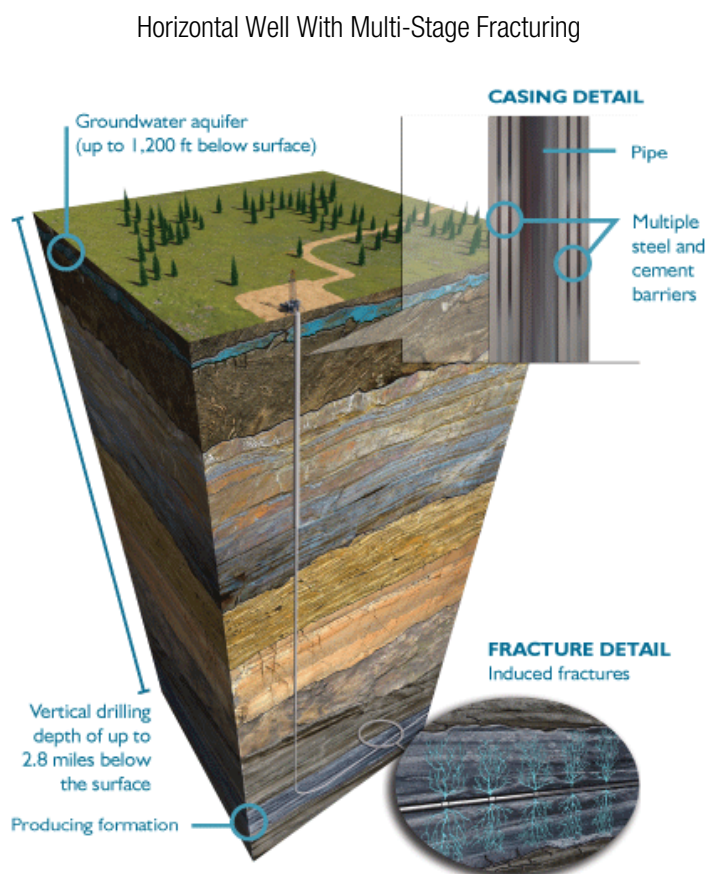


- Ultra tight rock
- Fracking: large, hydraulic
- Principal evaluations:
 - Kerogen content
 - Maturity
 - Clay content
 - Pressure
 - Bulk volume Hydrocarbon
- Primary risk: economic
- Access: horizontal wells



Source: Pioneer Natural Resources; Data as of September 2014.

Three Factors that Sparked the U.S. Shale Revolution



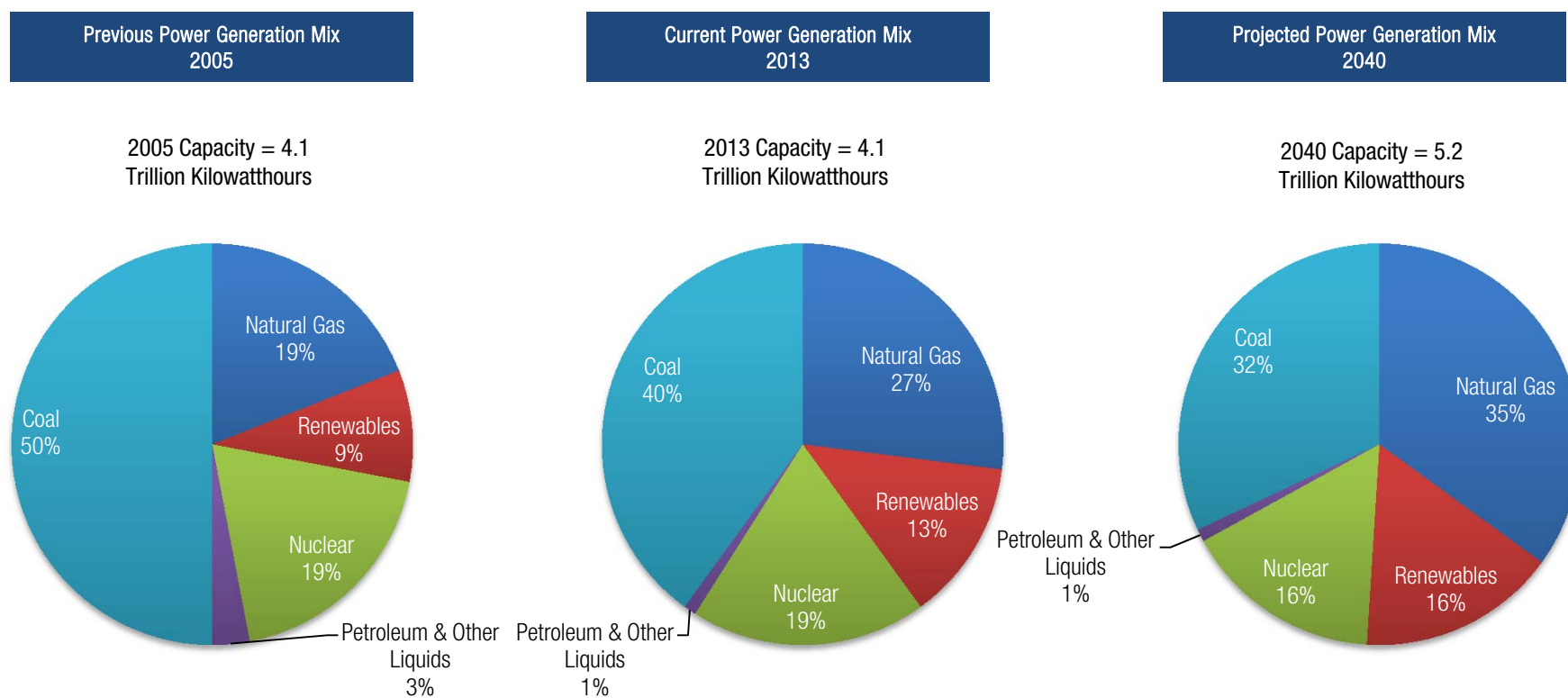
*Not to scale

- I. **Horizontal drilling technology** (began 1930's):
 - allowed access to significantly greater volume of reservoir rock
- II. **Horizontal hydraulic fracture stimulation technology** (began 1950s):
 - created porosity and permeability – created “channels” that allowed oil and gas to flow
- III. **Historically strong commodity prices**

Source: EnCana, Pioneer Natural Resources; Data as of September 2014.

How the U.S. Shale Revolution Has Shaped U.S. Energy Production

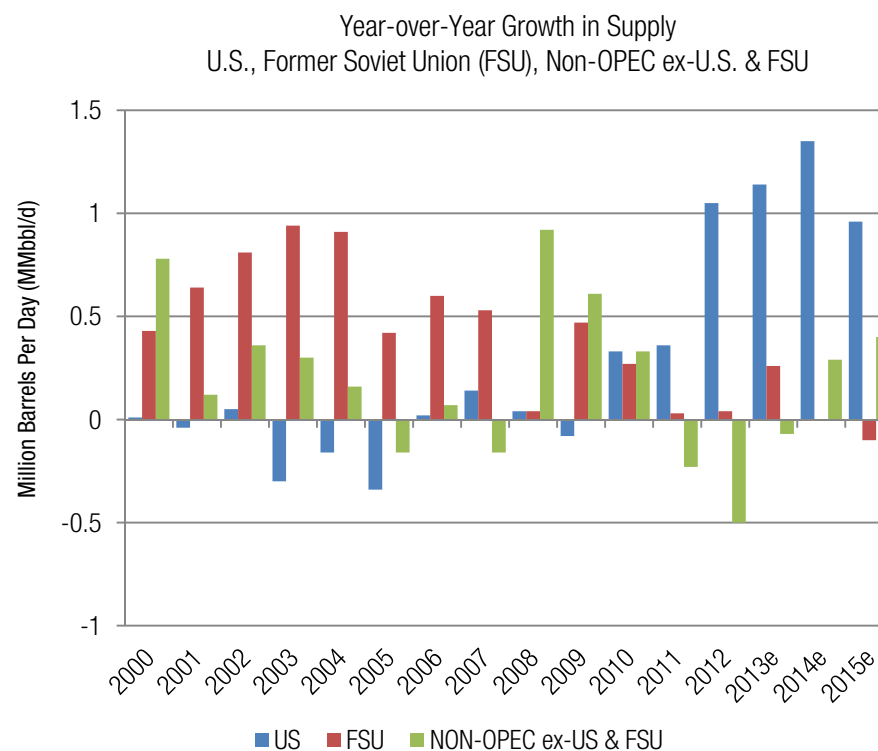
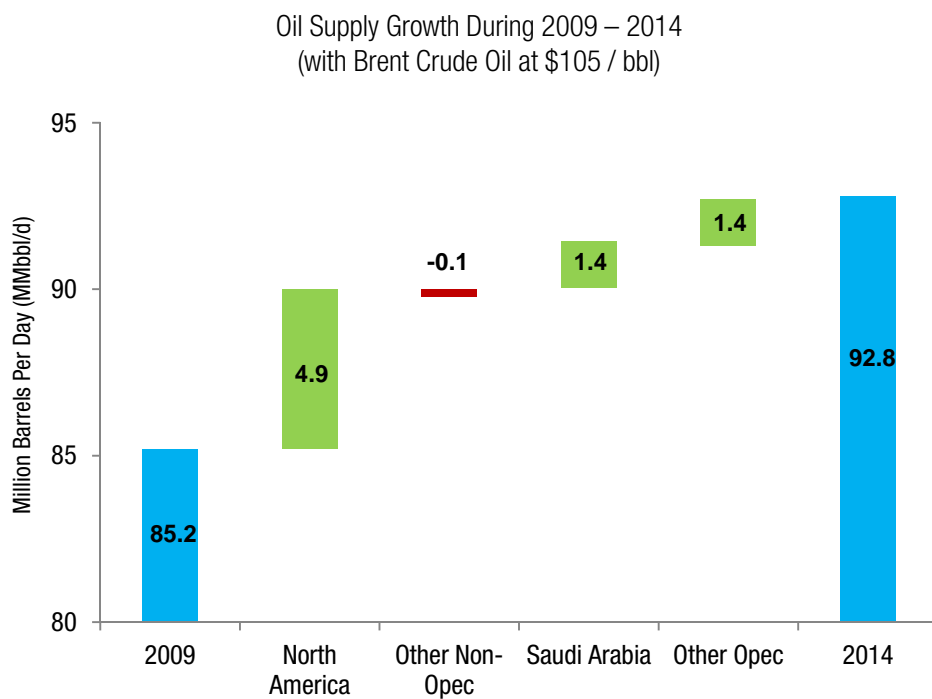
- Natural gas has encouraged coal-to-gas switching among electricity producers



Source: Pioneer Natural Resources; Data as of September 2014.

How the U.S. Shale Revolution Has Shaped Global Supply

- U.S. and Canada have been the only recent source of non-OPEC (Organization of the Petroleum Exporting Countries) supply growth



Source: U.S. Energy Information Administration (EIA); Data as of July 31, 2014.

How Can the Value of Unconventional Resources be Increased?

Access More Rock

- Acquire more land
- More stratigraphic layers
- Tighter well spacing
- Longer, more accurate laterals
- More frac stages
- Bigger frac stages

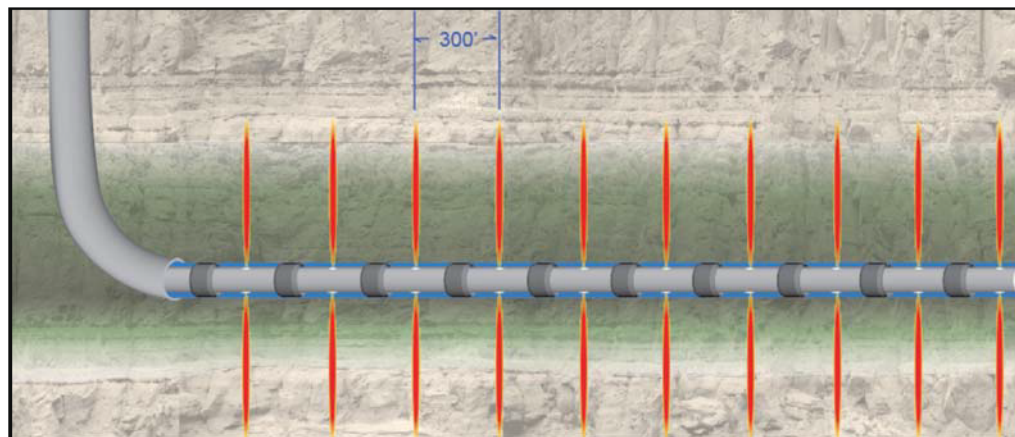
Improve Well Economics

- Faster drilling
- Reduce drilling costs
- Optimize production
- Stack laterals
- Integrate frac distribution

Case Study: Whiting Petroleum – More and Bigger Frac Stages


Older Style Completion

Annulus (Gaps)	Stages	Frac Ports / Stage	Potential Entry Points
Free fluid between packers	30	1	30



New Style Completion

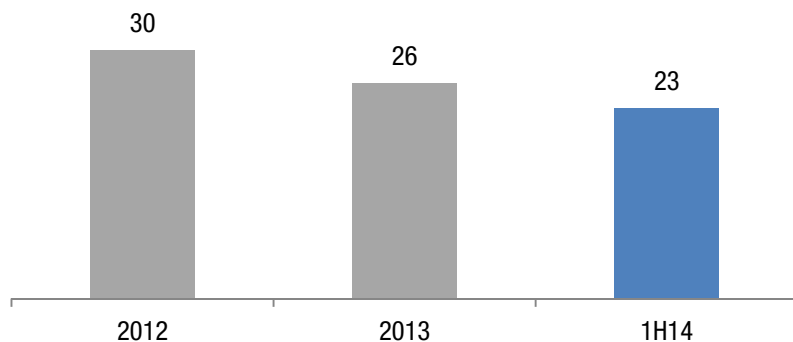
Annulus (Gaps)	Stages	Perforation Clusters / Stage	Potential Entry Points
Cemented	40	3	120



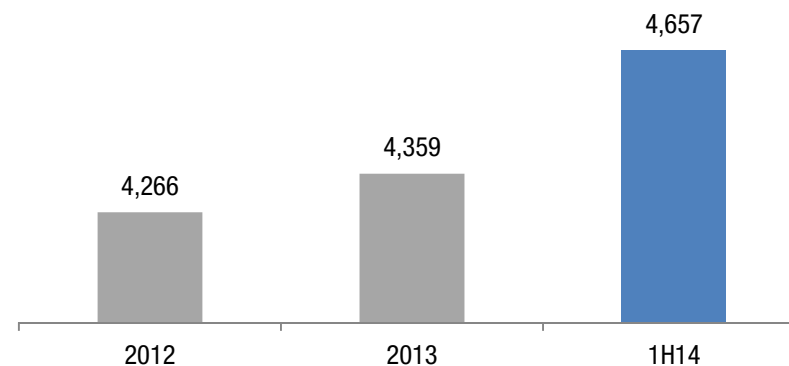
Source: Whiting Petroleum; Data as of June 30, 2014.

Case Study: Concho – Faster Drilling, Longer Laterals and More Frac Stages

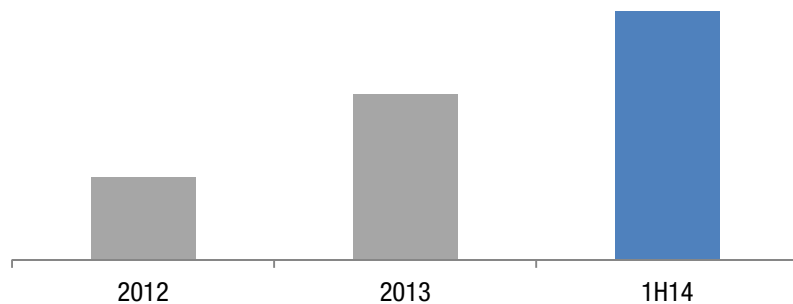
Average Drilling Days – 23% Decrease



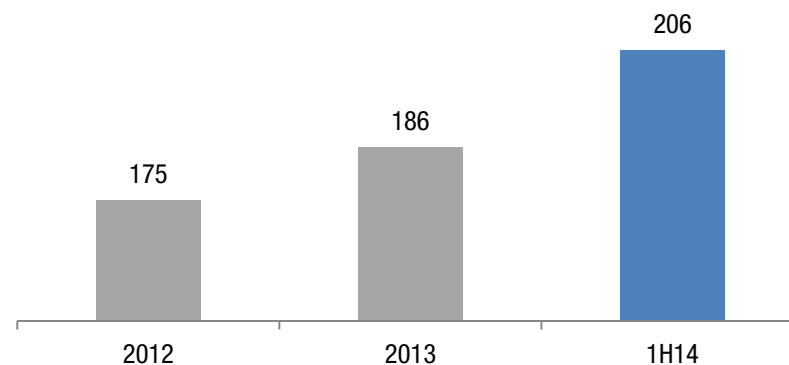
Average Lateral Length (Feet) – 9% Increase



Average Stages Per Well – 27% Increase
(note: figures intentionally hidden)



Average 30-Day Initial Production (Boepd* per 1,000 Wells) – 18% Increase

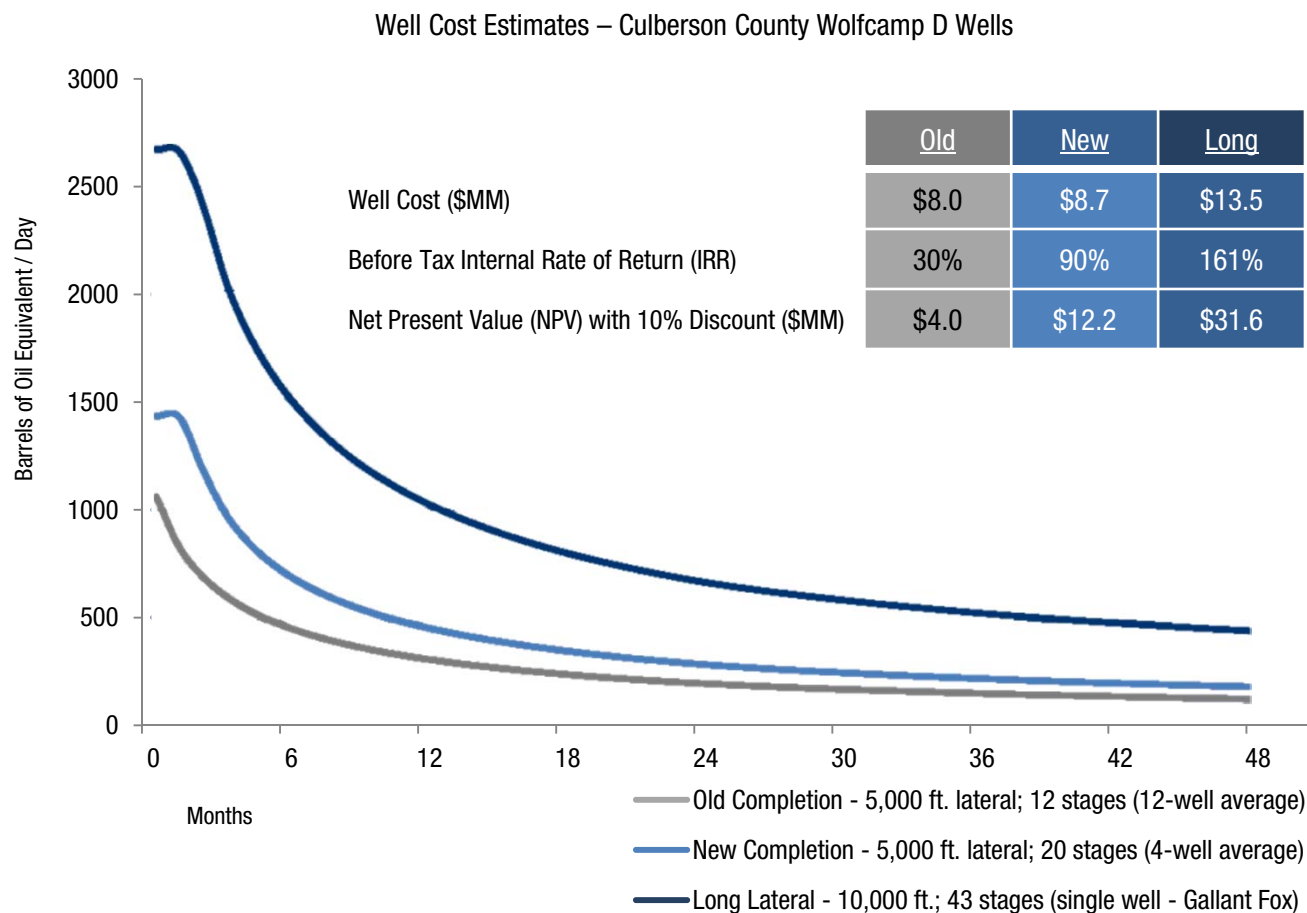


*Boepd = Barrels of Oil Equivalent per Day

Source: Concho Resources; Data as of June 30, 2014.



Case Study: Cimarex – Longer Laterals and More Frac Stages



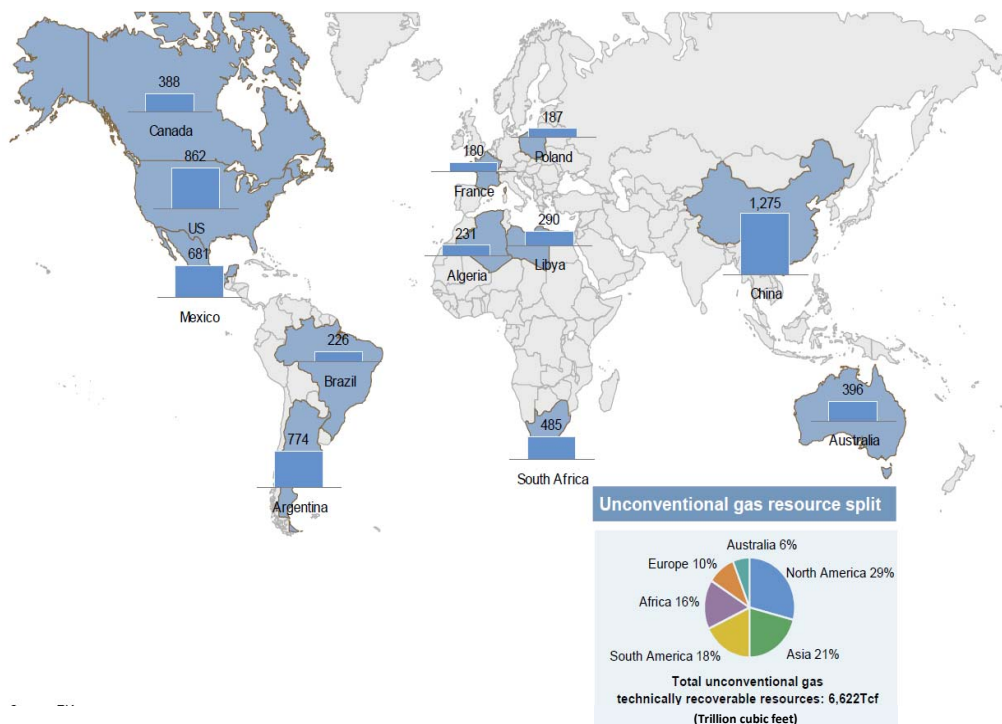
*Assumptions: Oil = \$90 / barrel ; Gas = \$4 / thousand of cubic feet; Natural Gas Liquid = \$30 / barrel (full recovery)

Source: Cimarex; Data as of June 30, 2014.

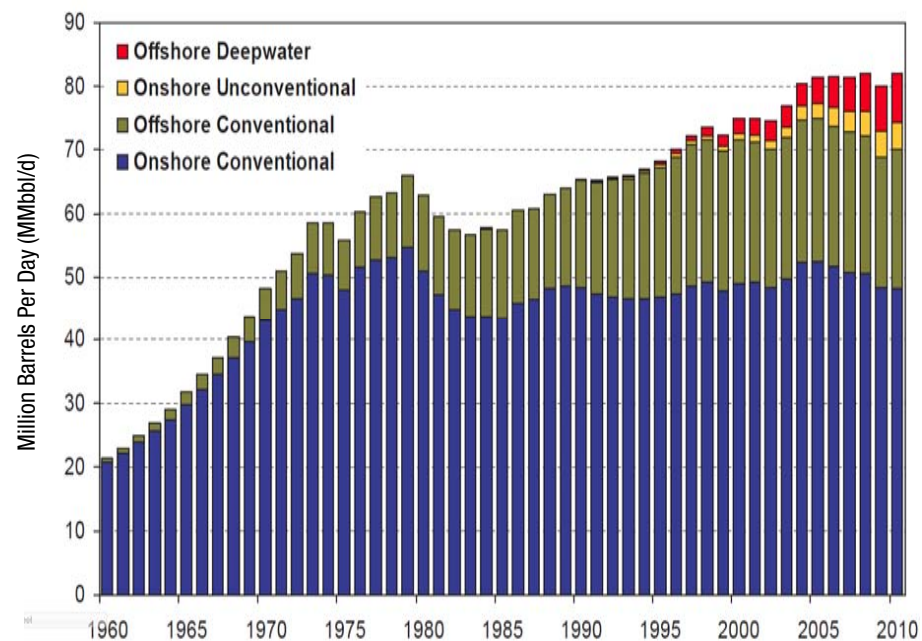
Game Hasn't Even Started Yet Globally

- The potential U.S. unconventional resource opportunity remains vast; yet represents a fraction of global unconventional gas reserves and overall global oil production

Countries with Major Unconventional Gas Resources
(# of Technically Recoverable Resources)



Global Oil Production

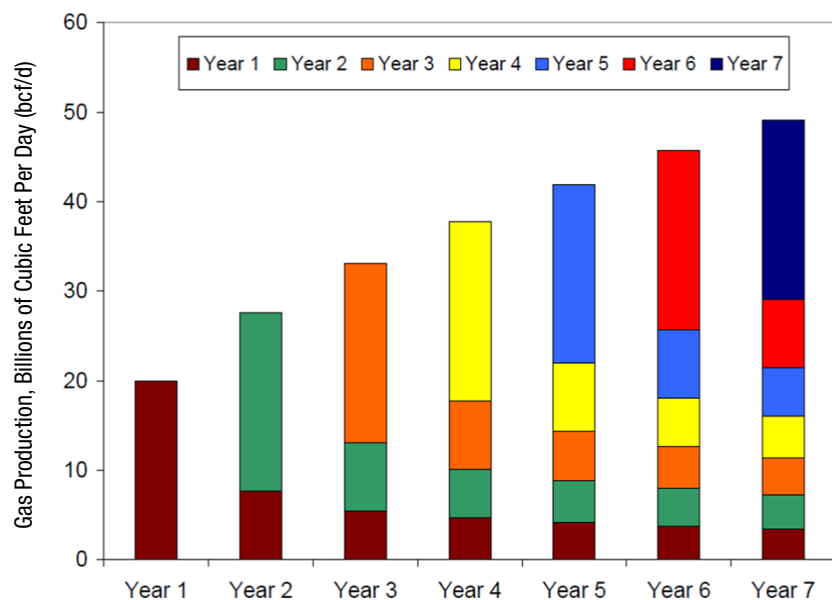


Source: U.S. Energy Information Administration (EIA), Bloomberg; Data as of July 31, 2014.

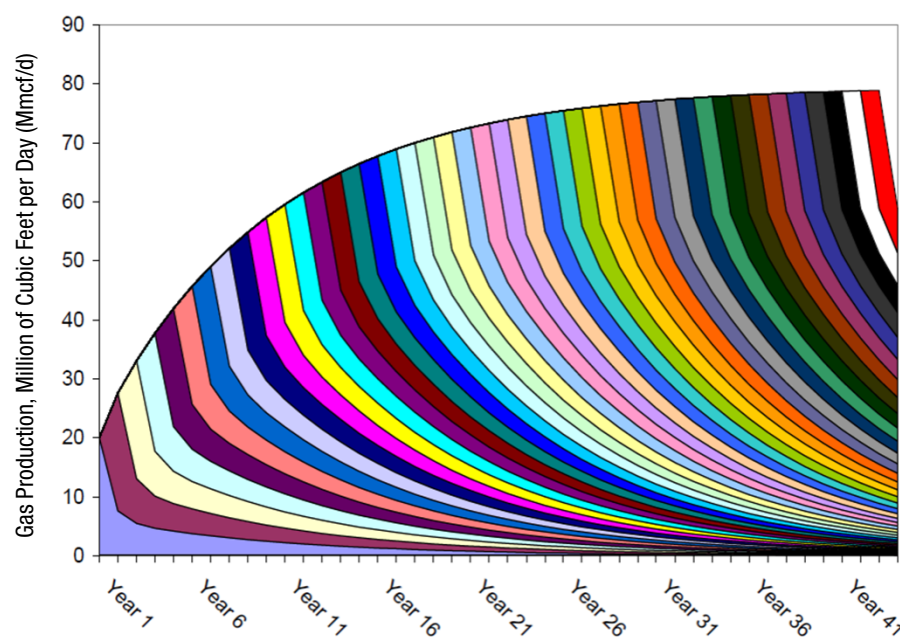
Some Issues to Consider: Capital Intensity (Production Profiles)

- High initial rates deliver a growing production profile
- Production growth typically moderates but this happens, generally, after many years

Production Profile – Constant Well Quality



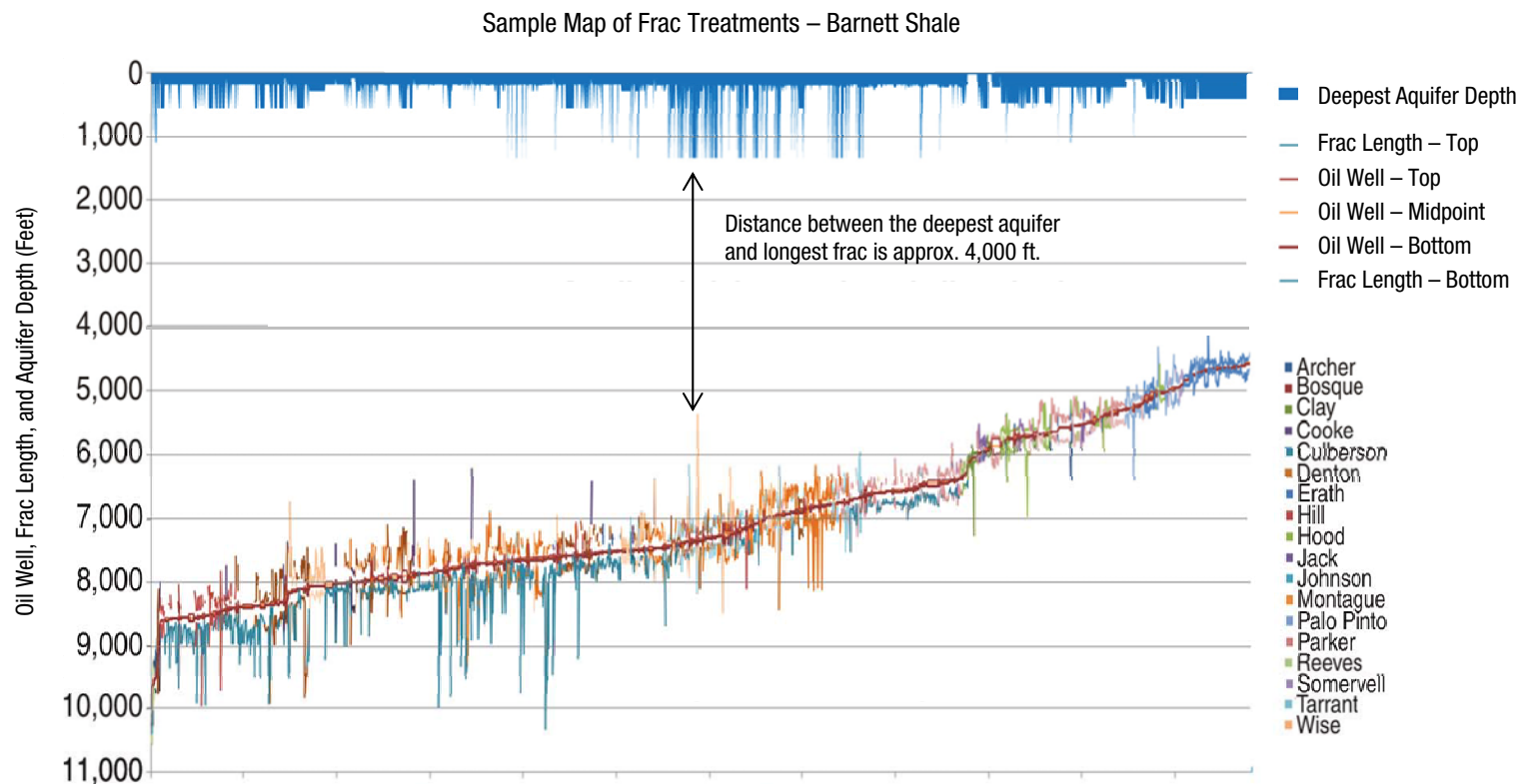
Production Profile by Year – Constant Well Quality



Source: Pickering Energy Partners; Data as of July 31, 2014.

Some (Additional) Issues to Consider: Environmental Impacts

- Groundwater contamination risk should be less of a concern as tests on well depth, frac length and corresponding distance from water aquifers generally exhibit large separations



Source: The American Oil & Gas Reporter; Data as of September 2014.